

Arizona Violent Death Reporting System

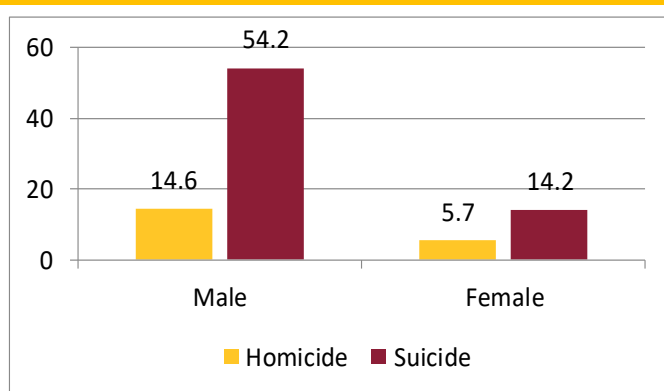
Data-At-A-Glance, 2017: Violent Deaths in Coconino County



The Arizona Violent Death Reporting System collects violent death data from multiple sources, including death certificates issued by the Arizona Department of Health Services, police reports obtained from investigating agencies, and autopsy and toxicology reports from medical examiner offices. The purpose of the project is to assist stakeholders in strategic planning and prevention efforts aimed toward reducing the number of violent deaths occurring each year.

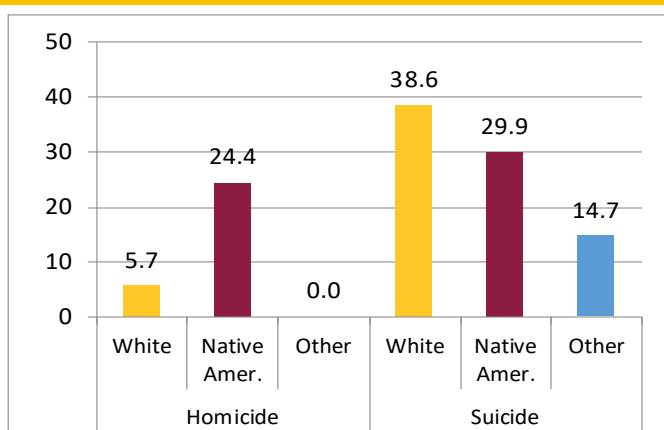
In 2017, there were 71 known occurrent violent deaths in Coconino County, Arizona: 47 suicides, 14 homicides, and 10 violent deaths of undetermined intent.

Homicide and Suicide Rates per 100,000 in Coconino County by Sex, Arizona 2017

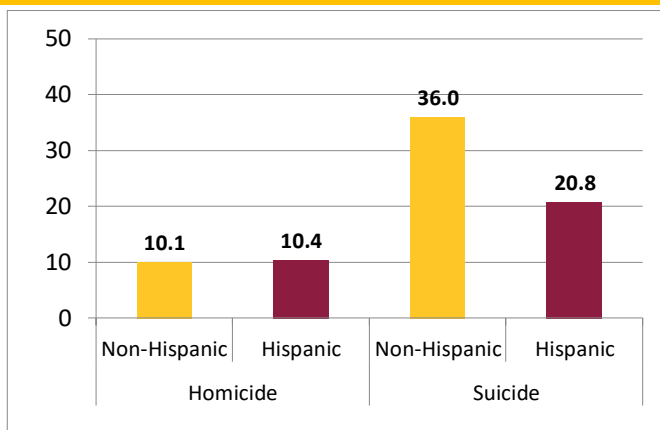


- ◆ The Overall homicide rate for Coconino County was 10.1 per 100,000 population, and 33.9 for suicide.
- ◆ Homicide rates were higher among males (14.6 per 100,000 population; $n=10$) than females (5.7 per 100,000 population; $n=4$).
- ◆ Suicide rates were also higher among males (54.2 per 100,000 population; $n=37$) than females (14.2 per 100,000 population; $n=10$).

Homicide and Suicide Rates per 100,000 in Coconino County by Race and Ethnicity, Arizona 2017



- ◆ The Homicide rate for Native Americans was higher than all other racial groups in 2017 (24.4 per 100,000 population, $n=9$).
- ◆ Suicide rates were highest for Whites (38.6 per 100,000 population; $n=34$) and lowest for Other races (14.7 per 100,000 population; $n=2$).



- ◆ Homicide rates were comparable for Hispanics and non-Hispanics (10.1 vs. 10.4 per 100,000 Population, respectively).
- ◆ Suicide rate was higher among non-Hispanics (36.0 per 100,000 Population) than non-Hispanics (20.8).

Arizona Violent Death Reporting System

Data-At-A-Glance, 2017: Violent Deaths in Coconino County

Homicide and Suicide Rates per 100,000 in Coconino County by Age, Arizona 2017

Average age for Homicide = 37.3 years; Suicide = 39.9 years

Age Range	Homicide (n=14)			Suicide (n=47)		
	n	%	Rate per 100,000	n	%	Rate per 100,000
19 and younger	1	7.1	2.5	5	10.6	12.5
20-29 years old	5	35.7	17.9	9	19.1	32.2
30-39 years old	2	14.3	11.9	12	25.5	71.5
40-49 years old	2	14.3	14.3	5	10.6	35.8
50-59 years old	1	7.1	6.0	11	23.4	65.9
60-69 years old	3	21.4	22.1	3	6.4	22.1
70 and older	0	0.0	0.0	2	4.3	20.8

- ♦ Homicide rate for people who are between ages of 20 and 29 years old were the highest (35.7 per 100,000 population).
- ♦ Suicide rate for people who are between ages of 30 and 39 years old (71.5 per 100,000 population) and who are between ages of 50 and 59 years old (65.9 per 100,000 population) were the highest.

Suicides Occurring in Coconino County, Arizona 2017 (n=47)

	n	%
Residence on Reservation	5	10.6
Injury on Reservation	5	10.6
Manner of suicide		
Gunshot	23	48.9
Hanging / Asphyxia	14	29.8
Drug overdose/Poisoning	5	10.6
Blunt Force Trauma	4	8.5
Incision / Sharp Instrument	1	2.1

- ♦ Almost 11% of suicides involved victims who live on a reservation, and whose injuries occurred on a reservation.
- ♦ Suicide involving the use of a firearm were high at 48.9% of suicides occurring in the county. Nearly 30% of suicides were the result of a hanging or asphyxiation.

General Trends:

Homicide: Males were more than twice as likely to be homicide victims than females (14.6 vs/ 5.7, respectively), and Native American residents of Coconino County were at substantially greater risk for homicide (24.4 per 100,000 population compared to 10.1 for all residents).

Suicide: The overall suicide rate for Coconino County was 33.9 per 100,000 population. Comparatively, males (54.2), white residents (38.6) and non-Hispanic (36.0) were at greater risk. Collectively, white, non-Hispanic males aged 30 to 39, or 50 to 59, are at substantial risk for suicide in Coconino County.

*Note: Total population estimates are from 2013-2017 American Community Survey (ACS) 5-Year Estimates, the U.S. Census Bureau.



Contact Charles M. Katz (ckatz@asu.edu) or David E. Choate (dchoate@asu.edu) for more information about the AZ-VDRS.
Center website: cvpcs.asu.edu

For more detail on the data used in this report, or others, and for more information about the project, its partners, or putting the data into action, please visit ASU's Center for Violence Prevention and Community Safety's AZ-VDRS webpage at: <https://cvpcs.asu.edu/projects/arizona-violent-death-reporting-system>.

Arizona Violent Death Reporting System

Data-At-A-Glance, 2017: Violent Deaths in Coconino County

Participating AZ-VDRS Agencies in Coconino

- ♦ Coconino County Office of the Medical Examiner
- ♦ Coconino County Sheriff's Office
- ♦ Flagstaff Police Department
- ♦ Sedona Police Department

Non-participating AZ-VDRS Agencies in Coconino County

- ♦ Fredonia Marshall's Office
- ♦ Hopi BIA Law Enforcement
- ♦ Hualapai Law Enforcement
- ♦ Northern Arizona University Police Department
- ♦ Page Police Department
- ♦ Navajo Nation Police Department—Tuba City Police
- ♦ Williams Police Department

We would like to thank the above agencies for providing the necessary data that allow the above information to be provided to you!

For more information about how to participate in the AZ-VDRS project, please contact Charles M. Katz (ckatz@asu.edu) or David E. Choate (dchoate@asu.edu).



Contact Charles M. Katz (ckatz@asu.edu) or David E. Choate (dchoate@asu.edu) for more information about the AZ-VDRS.
Center website: cvpcs.asu.edu

For more detail on the data used in this report, or others, and for more information about the project, its partners, or putting the data into action, please visit ASU's Center for Violence Prevention and Community Safety's AZ-VDRS webpage at: <https://cvpcs.asu.edu/projects/arizona-violent-death-reporting-system>.