

Arizona Violent Death Reporting System

Data-At-A-Glance, 2018*: Violent Deaths in Coconino County

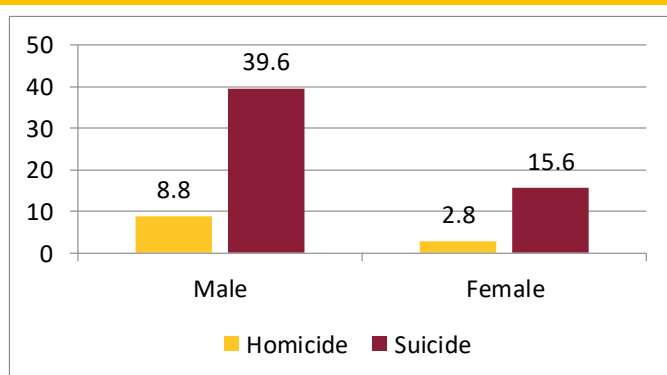


The Arizona Violent Death Reporting System collects violent death data from multiple sources, including death certificates issued by the Arizona Department of Health Services, police reports obtained from investigating agencies, and autopsy and toxicology reports from medical examiner offices. The purpose of the project is to assist stakeholders in strategic planning and prevention efforts aimed toward reducing the number of violent deaths occurring each year.

In 2018, there were 54 known occurrent violent deaths in Coconino County, Arizona: 38 suicides, 8 homicides, and 8 violent deaths of undetermined intent.

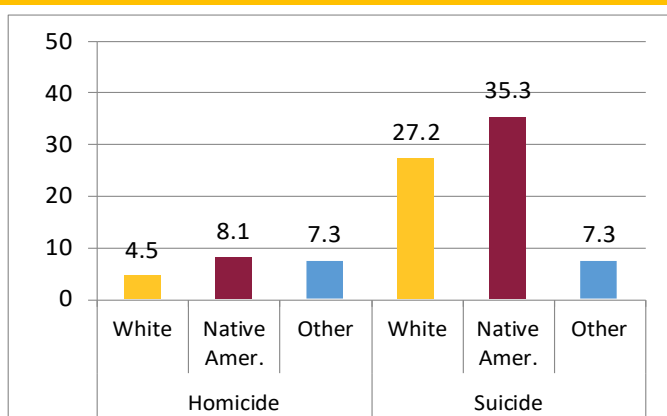
**These data are 2018 preliminary results, as available on April 12, 2019.*

Homicide and Suicide Rates per 100,000 in Coconino County by Sex, Arizona 2018

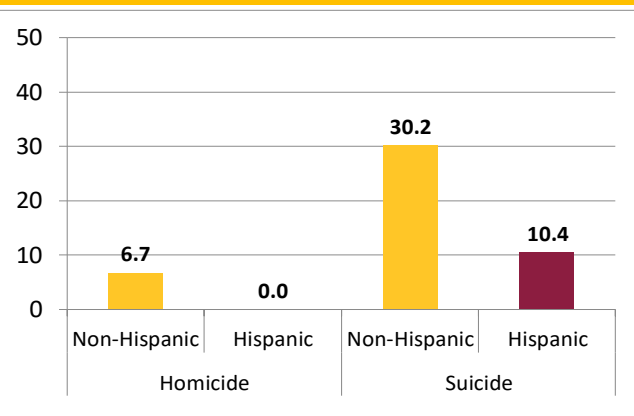


- ◆ The Overall homicide rate for Coconino County was 5.8 per 100,000 population, and 27.4 for suicide.
- ◆ Homicide rates were higher among males (8.8 per 100,000 population; $n=6$) than females (2.8 per 100,000 population; $n=2$).
- ◆ Suicide rates were also higher among males (39.6 per 100,000 population; $n=27$) than females (15.6 per 100,000 population; $n=11$).

Homicide and Suicide Rates per 100,000 in Coconino County by Race and Ethnicity, Arizona 2018



- ◆ The Homicide rate for Native Americans was higher than all other racial groups in 2018 (8.1 per 100,000 population, $n=3$).
- ◆ Suicide rates were highest for Native Americans (35.3 per 100,000 population; $n=13$) and lowest for Other races (7.3 per 100,000 population; $n=1$).



- ◆ Homicide rates were higher non-Hispanics (6.7 vs. 0.0 per 100,000 Population, respectively).
- ◆ Suicide rate were also much higher among non-Hispanics (30.2 per 100,000 Population) than non-Hispanics (10.4).

Arizona Violent Death Reporting System

Data-At-A-Glance, 2018: Violent Deaths in Coconino County

Homicide and Suicide Rates per 100,000 in Coconino County by Age, Arizona 2018

Average age for Homicide = 41.6 years; Suicide = 38.1 years

Age Range	Homicide (n=8)			Suicide (n=38)		
	n	%	Rate per 100,000	n	%	Rate per 100,000
19 and younger	1	12.5	2.5	9	23.7	22.5
20-29 years old	2	25.0	7.2	6	15.8	21.5
30-39 years old	1	12.5	6.0	7	18.4	41.7
40-49 years old	1	12.5	7.2	4	10.5	28.6
50-59 years old	2	25.0	12.0	7	18.4	41.9
60-69 years old	0	0.0	0.0	1	2.6	7.4
70 and older	1	12.5	10.4	4	10.5	41.6

- ◆ Homicide rates for people aged 20 to 29 and 50 to 59 were the highest (25.0 per 100,000 population).
- ◆ People aged 30 to 39 (41.7 per 100,000 population), 50 to 59 (41.9) and 70 and older (41.6) were at the greatest risk for suicide.

Suicides Occurring in Coconino County, Arizona 2018 (n=38)

	n	%
Residence on Reservation	6	15.8
Injury on Reservation	3	7.9
Manner of suicide		
Gunshot	13	34.2
Hanging / Asphyxia	16	42.1
Drug overdose/Poisoning	2	5.3
Blunt Force Trauma	6	15.8
Other	1	2.6

- ◆ Almost 16% of suicides involved victims who lived on a reservation, and about 8% were fatally injured on a reservation.
- ◆ Suicide involving the use of a firearm were high at 34.2% of all suicides occurring in the county. More than 42% of suicides were the result of a hanging or asphyxiation.

General Trends:

Homicide: Males were more than three times as likely to be homicide victims than females (8.8 vs. 2.8, respectively), and Native American residents of Coconino County were at greater risk for homicide (8.1 per 100,000 population compared to 5.8 for all residents).

Suicide: The overall suicide rate for Coconino County was 27.4 per 100,000 population. Comparatively, males (39.6), Native Americans (35.3) and non-Hispanic (30.2) were at greater risk. Collectively, Native American, non-Hispanic males aged 30 to 39, 50 to 59, or 70 and older are at substantial risk for suicide in Coconino County.

*Note: Total population estimates are from 2013-2017 American Community Survey (ACS) 5-Year Estimates, the U.S. Census Bureau.



Contact Charles M. Katz (ckatz@asu.edu) or David E. Choate (dchoate@asu.edu) for more information about the AZ-VDRS.
Center website: cvpcs.asu.edu

For more detail on the data used in this report, or others, and for more information about the project, its partners, or putting the data into action, please visit ASU's Center for Violence Prevention and Community Safety's AZ-VDRS webpage at: <https://cvpcs.asu.edu/projects/arizona-violent-death-reporting-system>.

Arizona Violent Death Reporting System

Data-At-A-Glance, 2018: Violent Deaths in Coconino County

Participating AZ-VDRS Agencies in Coconino

- ♦ Coconino County Office of the Medical Examiner
- ♦ Coconino County Sheriff's Office
- ♦ Flagstaff Police Department
- ♦ Sedona Police Department

Non-participating AZ-VDRS Agencies in Coconino County

- ♦ Fredonia Marshall's Office
- ♦ Hopi BIA Law Enforcement
- ♦ Hualapai Law Enforcement
- ♦ Northern Arizona University Police Department
- ♦ Page Police Department
- ♦ Navajo Nation Police Department—Tuba City Police
- ♦ Williams Police Department

We would like to thank the above agencies for providing the necessary data that allow the above information to be provided to you!

For more information about how to participate in the AZ-VDRS project, please contact Charles M. Katz (ckatz@asu.edu) or David E. Choate (dchoate@asu.edu).



Contact Charles M. Katz (ckatz@asu.edu) or David E. Choate (dchoate@asu.edu) for more information about the AZ-VDRS.
Center website: cvpcs.asu.edu

For more detail on the data used in this report, or others, and for more information about the project, its partners, or putting the data into action, please visit ASU's Center for Violence Prevention and Community Safety's AZ-VDRS webpage at: <https://cvpcs.asu.edu/projects/arizona-violent-death-reporting-system>.