

## Arizona Violent Death Reporting System

### Data-At-A-Glance: Violent deaths in the GILA BEND community



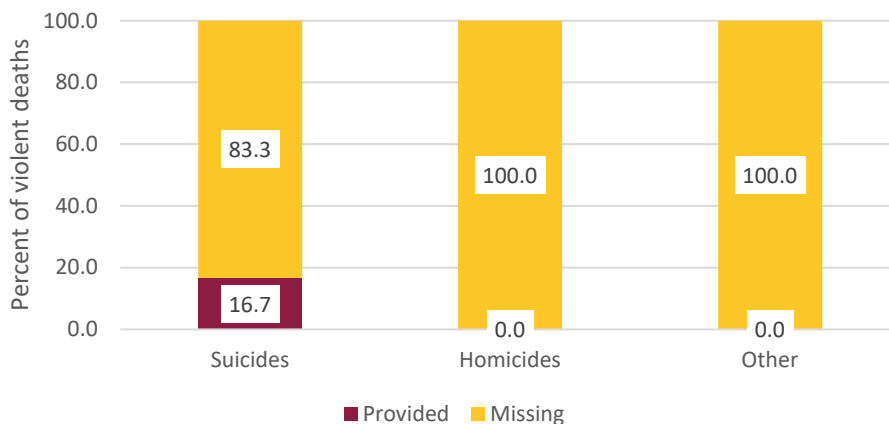
The Arizona Violent Death Reporting System collects violent death data from multiple sources, including death certificates issued by the Arizona Department of Health Services, police reports obtained from investigating agencies, and autopsy and toxicology reports from medical examiner offices. The purpose of the project is to assist stakeholders in strategic planning and prevention efforts aimed toward reducing the number of violent deaths occurring each year.

*From January 2015 through December 2021, there were 13 known occurrent violent deaths that occurred in Gila Bend: 6 suicides, 7 homicides, and 0 violent deaths of unintentional or undetermined intent.*

*This datasheet is intended to describe missing law enforcement data for GILA BEND.*

#### Violent deaths in the GILA BEND community, 2015-2021

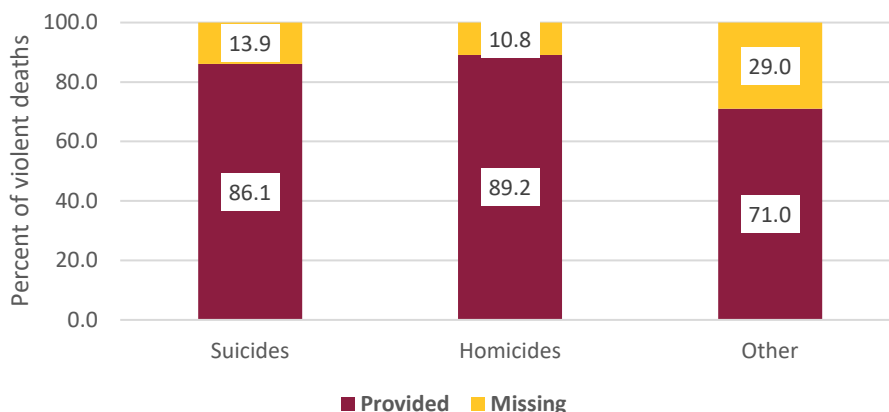
Percent of violent deaths with provided/missing law enforcement information, 2015-2021



- There were a total of 6 suicides in the Gila Bend community, and of these, 83.3% (n=5) had no law enforcement data provided by your LE agency.
- There were 7 homicides reported in Gila Bend during this period, none of which had law enforcement data provided.
- There were no violent deaths of other manners (i.e., not suicides and homicides).

#### Violent deaths in all of Maricopa County, 2015-2021

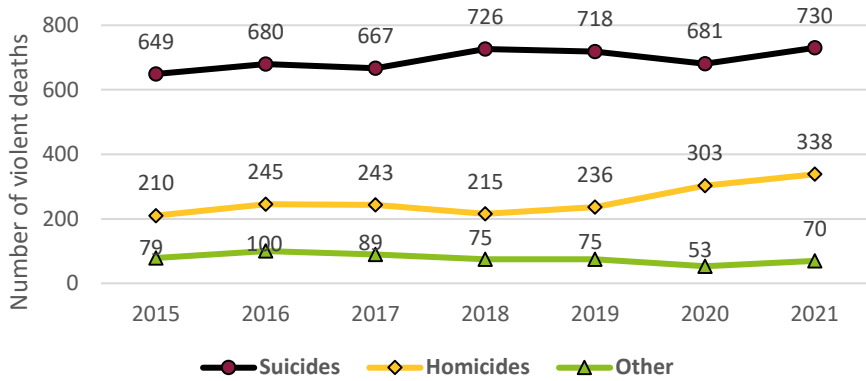
Percent of violent deaths with provided/missing law enforcement information, 2015-2021



- Overall, more than 86% of suicides that occurred in Maricopa County from 2015-2021 had detailed law enforcement information provided.
- Law enforcement agencies in Maricopa County provided detailed information in 89.2% of homicides.
- Undetermined and unintentional deaths had detailed law enforcement information in 71.0% of cases.

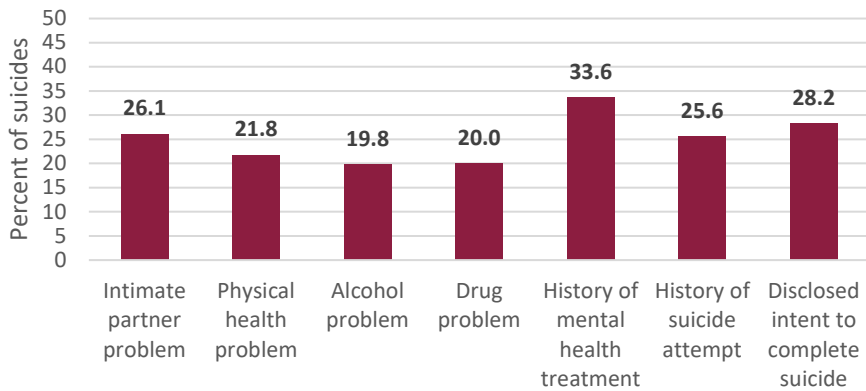
The following presents sample findings from AZ-VDRS when law enforcement data is provided.

Number of violent deaths in Maricopa County by manner of death, 2015 - 2021



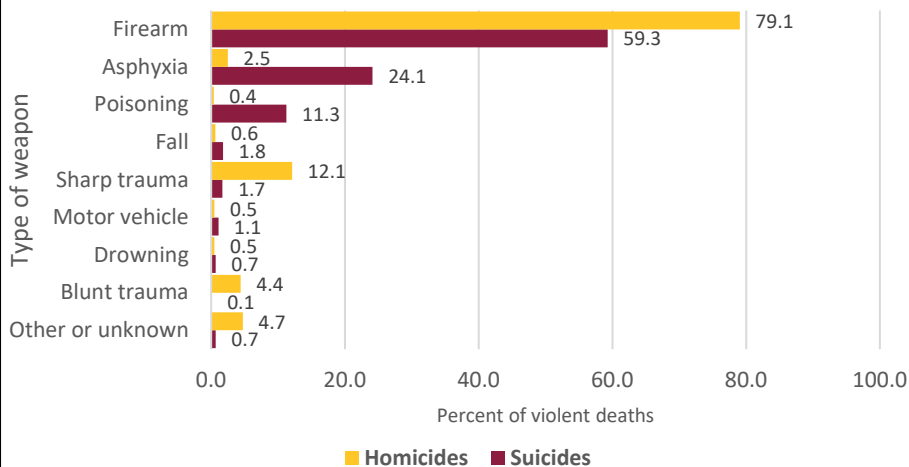
- Overall, suicides were about two and a half to three times more frequent than homicides.
- There were more suicides (n=730) and homicides (n=338) in Maricopa County 2021 than any year since 2015.
- Unintentional firearm deaths and undetermined deaths comprised less than 10% of violent deaths from 2015-2021.

Percentage of circumstances precipitating suicides in Maricopa County, 2015-2021



- Suicide victims often had intimate partner (26.1%) and physical health problems (21.8%).
- Alcohol (19.8%) and other drug (20.0%) abuse problems were also common.
- More than one-third (33.6%) of suicide victims had a history of mental health/substance use treatment.
- More than 1-in-4 victims had a history suicide attempt (25.6%) or had disclosed their intent prior to their suicide (28.2%).

Type of weapon used in suicides and homicides, 2015-2021



- The majority of both suicides (59.3%) and homicides (79.1%) involved the use of a firearm.
- Asphyxia (hanging, suffocation or strangulation) was the second most common method in suicides (24.1%), but was rare in homicides (2.5%).
- Likewise, more than 1 in 10 suicides (11.3%) involved a poisoning (e.g., drug overdose), compared to just 0.4% of homicides.

For more detail on the data used in this report, or others, and for more information about the project, its partners, or putting the data into action, please visit ASU's Center for Violence Prevention and Community Safety's AZ-VDRS webpage at: <https://cvpcs.asu.edu/projects/arizona-violent-death-reporting-system>.